



J·DRAIN


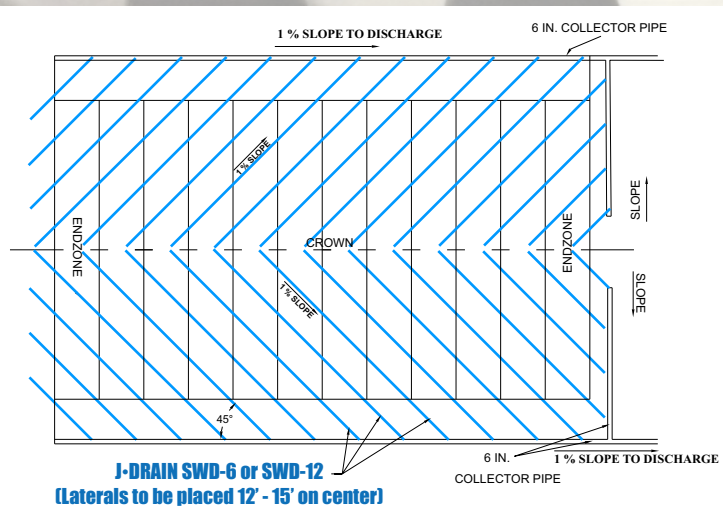
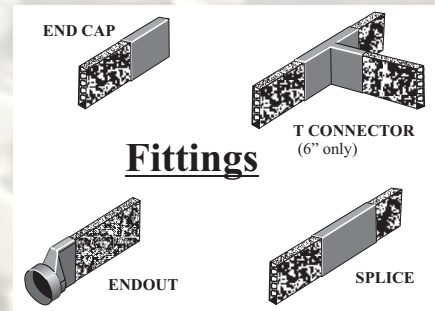

SWD

Site Water Drainage

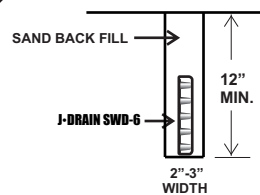
APPLICATIONS

- NATURAL TURF
- SYNTHETIC TURF
- LANDSCAPE

J·DRAIN SWD is a 3-dimensional, high-flow, drainage core which is wrapped with a non-woven filter fabric. It is designed to retain soil particles while allowing water to pass through the drain core for easy removal of water.



NOTE:
J·DRAIN SWD-6 & 12 is placed horizontally across playing field and sloped to sideline trenches thus eliminating crossfield trenching.



NOTE:
J·DRAIN SWD-6 is placed vertically in narrow trenches and sloped to sidelines. Narrow trenches are less intrusive to playing field.

Core

Physical Properties

Fabric

Compressive Strength (ASTMD-1621)	9,500 psf	(455 kN/m ²)
Thickness (ASTM-1777)	1 In.	(2.54 cm.)
In-Plane Flow (ASTMD-4716)	30 gpm/ft width	(372 lpm/m)
(Q&518 psf & Hydraulic gradient = .1)		
Roll	Roll Weight: 38, 68, 83, 98, & 128 lbs.	(17, 30, 37, 44, & 57 kgs.)
	Roll Width: 6", 12", 18", 24", & 36"	(15, 30, 38, 45, & 60 cm.)
	Roll Length: 165 ft.	(50.29 meters)

Flow (ASTM D-4491)	140 gpm/ft ²	(5704 lpm/m ²)
CBR Puncture (ASTM D-6241)	250 lbs.	(1.11 kN)
AOS (ASTM D-4751)	70 U.S. Sieve	(.212 mm)
Grab Tensile (ASTM D-4632)	100 lbs.	(.45 kN)
Permittivity (ASTM D-4491)	2.0 sec ⁻¹	
U.V. Resistance (ASTM D-4355)	70% @500 hrs.	

The information contained herein is believed by JDR Enterprises, Inc. to be accurate and is offered solely for the customer's consideration, investigation and verification. Determination of suitability for use is the responsibility of the user. JDR's Limitations, Limited Warranty, & Disclaimer along with Standard Terms & Conditions apply. See www.j-drain.com for more info. **Limitations:** J·DRAIN is resistant to chemicals in normal soil environments. However, some reagents may affect the performance of J·DRAIN. A JDR representative should be contacted for further information to determine the suitability of use of J·DRAIN in unusual soil environments. J·DRAIN should be limited to its exposure to ultra-violet sunlight. J·DRAIN should be backfilled or covered within seven days of installation. **Disclaimer:** All information, drawings and specifications are based on the latest published information at the time of printing. JDR reserves the right to make changes due to manufacturing improvements and engineering at any time. All physical properties are minimum average roll values (MARV). Standard variations of 10% in mechanical properties and 15% in hydraulic properties are normal.

info@j-drain.com

www.j-drain.com

JDR Enterprises, Inc.

292 S. Main St., Suite 200 Alpharetta, GA 30009
(800) 843-7569 (770) 442-1461